



Farnham School News
Week ending
Friday 12th June 2026



Farnham School News



Nursery

In nursery this week we have been thinking about animals we can have as pets. We have been making snakes out of playdough and drawing pet animals on the mark making table. On the painting easel we have been adding patterns to snakes, in nursery we love snakes.




Reception

This week in literacy, we started our new story, Rosie's Walk. We used clues to guess who was hiding in the magic bag and discovered it was Rosie the hen! The next day, Rosie had disappeared and feathers were scattered around the classroom. We became detectives and used the evidence to work out who had taken her. We correctly guessed that it was the fox! We even found a picture showing that he had broken into our classroom and stolen Rosie. To help find her, we created "Wanted" posters for the fox and displayed them around school.


In maths, we practised counting larger amounts using different counting strategies. We learned that it is important to move objects once they have been counted so that we do not count them more than once.

In Understanding the World, we learned about farm animals and their young. We enjoyed learning a song that helped us remember the names of different animal offspring.







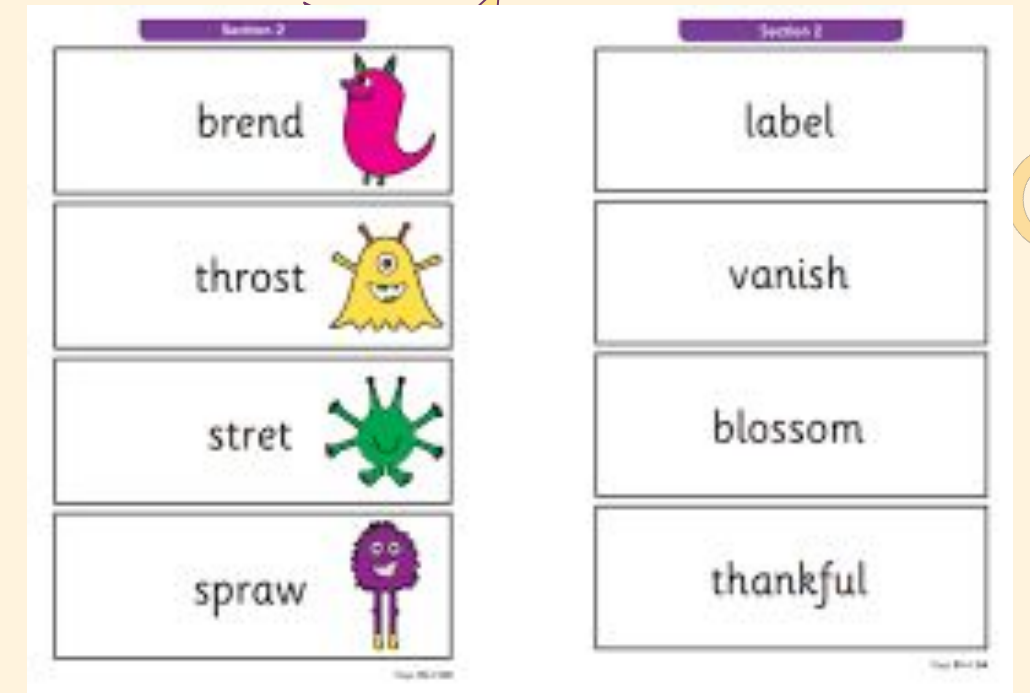
Year 1



This week, Mrs Savage and Miss Harley are extremely proud of how year 1 have completed their phonic screening tests. You have all worked so hard- well done!

In maths, we have started learning about fractions. We used counters to halve quantities up to 20.

In art, we have enjoyed drawing ourselves as artists. We created some lovely portraits.



Year 2

In English we have been finishing off our diary entries in role of a Victorian child for Proud to be from Bradford week.

In maths we have been learning about fractions! we have made our own guide on fractions to help others.

In science we have been finishing off learning about plants. We made our own plant cycle flip books to explain the stages of how a seed turns into a flower.



ONE QUARTER WHAT DOES ONE QUARTER MEAN?

$\frac{1}{4}$

One quarter means one of four equal parts.

When something is divided into 4 equal parts, each part is one quarter.

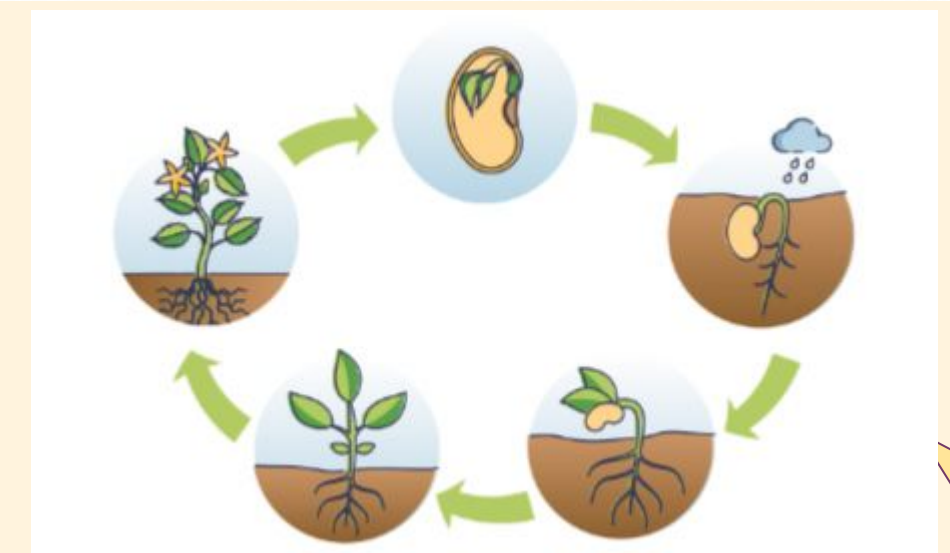
FINDING ONE QUARTER


To find one quarter, divide into 4 equal parts.

Each part is $\frac{1}{4}$.



FOUR QUARTERS MAKE A WHOLE

$\frac{1}{4} + \frac{1}{4} + \frac{1}{4} + \frac{1}{4} = 1 \text{ WHOLE}$








Year 3



We have had a great week finding out about Tom Fletcher, the author of our book *The Creakers*. We will use this information to write a biography about him next week.

We had fun building 3d shapes in maths this week, as well as recognising coins and using them to make different amounts.


In geography, we have been looking at what a settlement is and the different types of settlements. We are going to look at where we live and compare it to different places around the world.




Year 4


In science, we have been testing different substances including: honey, washing-up liquid, sunflower oil and double cream to test the viscosity of each. We discussed the variables we would change and keep the same to ensure a fair test.

In reading, we have been watching video clips of real-life floods in North Yorkshire so that we can understand our main character's situation when she is involved in a flood.


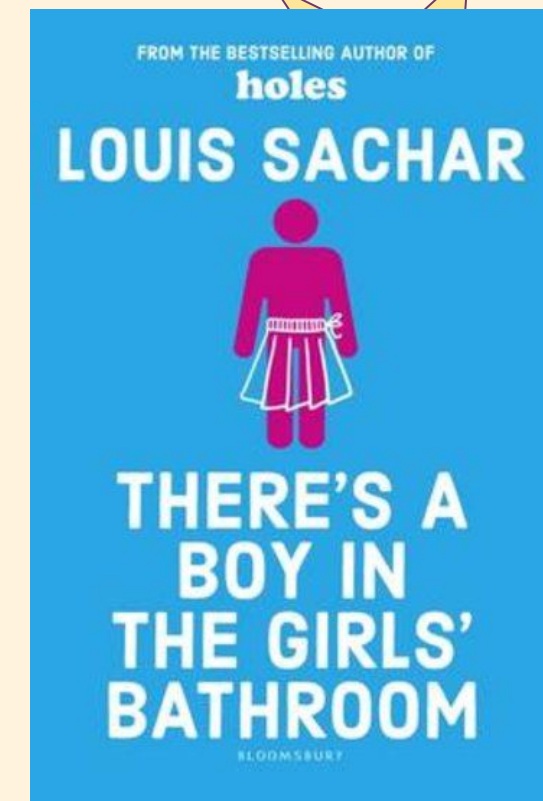




Year 5




In reading, we have been reading 'There's a boy in the girls' bathroom. It makes us laugh but also empathise with the main character. We look forward to each lesson to find out what happens next.



In maths, we have explored features of regular and irregular polygons. We have recapped our knowledge of area and perimeter and learnt how to find the value of missing angles.

In science, we looked at the lifecycle of plants. We have taken cuttings from a parent mint plant to grow more plants.



Year 6


In writing we wrote a setting description from the Boy, the Mole the Fox and the Horse. Here is one of our examples.

In maths we have almost completed our mystery island project designing a brochure to promote the island.

In PSHEE we have really enjoyed starting the comic book 'Finding my Voice' which discusses the topic of transitioning to secondary school.

The frosty snow crunched with every step as the step trailed behind me. The snowflake landed gently on the tree branch while slowly camouflaging into the pile of snow. The land of snow stretched across the field making it seem you are ok on a giant pearl.

Hamba Bibi - 6 Elphinstone



Thank you

